



Mitchell Jeffrey <info@wpgrefs.com>

HWRD Skills Quiz Completed

HWRD Quizzes <info@wpgrefs.com>
Reply-To: HWRD Quizzes <info@wpgrefs.com>
To: "info@wpgrefs.com" <info@wpgrefs.com>

Wed, Jan 22, 2020 at 7:20 AM

This is a copy of the message you have sent via the form.

HWRD Skills Quiz

16 points out of 16

100%

(OPTIONAL) What is your email?

info@wpgrefs.com

A fan has been asked to leave the arena, but refuses. Two minutes has been put on the clock, the rink attendant has been asked for help and he or she has tried to have the person leave. What is the referee's next step? ("Removing someone from the Arena" found in "Referee Harassment")

Correct

- ☐ Put another two minutes on the clock, this time, ask the rink attendant for help.
- ☒ Suspend the game, report situation to division director.
- ☐ Assess a Game Misconduct to the coach of the fan's team.
- ☐ Do nothing. Continue the game.



The referee receives feedback from a mentor that the referee does not agree with; the referee feels "the mentor is JUST WRONG!". The referee should: ("Receiving Feedback")

Correct

- ☐ a) Say nothing, be completely quiet and take equipment off.
- ☐ b) Debate the feedback with the mentor.
- ☐ c) Say "thank you for the feedback" and store the feedback to think about later.
- ☐ d) Be open to the possibility that the feedback is legitimate, ask your referee-in-chief or another referee leader for their opinion at a later time.
- ☐ e) Insist on explaining the call to sway the mentor's opinion
- ☒ f) c & d



According to "How to write a game report" (Found in the resources section of wpgrefs.com) there are three parts to an incident report, what information should be included in the "beginning" section?

Correct

- ☒ a) Information about your observations of the game that may have lead to the incident. ✓
- ☐ b) Information describing the incident.
- ☐ c) Information explaining the penalty called and why that penalty was called.
- ☐ d) All of the above

According to "Endzone Positioning" (Found in the resources section of wpgrefs.com), where should the referee be positioned when the puck is in the goal crease?

Correct

- ☐ Home Base
- ☐ Half-Piston
- ☒ At-the-net ✓
- ☐ Below the goal-line

According to "Perspectives-How to call a penalty" (Found in the resources section of wpgrefs.com) how long does the referee wait to signal a penalty after stopping play?

Correct

- ☐ Do not wait, start your penalty call as soon as you stop play.
- ☒ Wait three seconds to let the entire arena focus on you. ✓
- ☐ Wait three seconds to remember your call.
- ☐ Wait ten seconds.

Team A calls a time-out with 0:30 remaining in the game with A10 serving a minor penalty with 0:01 remaining in the penalty. May A10 join his teammates for the timeout? (the correct answer does not have a specific rule/procedure, however, in an email, Hockey Canada stated that the correct answer is "practical")

Correct

- ☐ Yes, but he must return to the penalty bench before play resumes.
- ☒ No, he must remain in the penalty bench until the penalty expires. ✓


According to Game Management and Impact Penalties which analogy best describes game management?

Correct

- ☐ A hockey is game is like a wild beast that must be tamed before it gets away from you.
- ☒ A hockey game is like a bird, you want to hold it tight so it does not fly away but not so tight that you kill it. ✓
- ☐ A hockey game is like the the ugly duckling, your job is to help it grow.
- ☐ A hockey game is like the tortoise and the hare, slow and steady is the best option.


**What types of penalties should a referee call?
(Game Management and Impact Penalties Found
in the resources section of wpgrefs.com)**

Correct

- ☐ All penalties early in the game.
- ☐ The referee is responsible to call every penalty, no matter how minor.
- ☒ Impact penalties consistently, whether the game is early, in the middle or at the end. 
- ☐ Focus on the stick infractions since these are penalties related to using the stick as a weapon


During a 10A2 game, A17 was assessed a 2+GM for Checking from behind with 6 minutes remaining in the third period. After the game, Team A's coach asks "How long is A17's suspension?" State referee's response. (Page 4-8 of the HCOP manual found in the resource section)

Correct

- ☐ "A17 needs to serve one extra game."
- ☐ "In all non-hitting games, a CFB does not require an additional suspension."
- ☒ "I am sorry coach, I can only call what happens on the ice. Once the game is over suspensions are dealt with by the Division Director. Please call the division director for more information." 
- ☐ "A17 needs to serve 1 Game if it is his first offense, 2 Games for second offense, 3 games for third and is indefinitely suspended if this is his fourth CFB."


Select the option that best describes "Half-Piston" (See "endzone positioning" in the resource section of wpgrefs.com)

Correct

- ☐ a) Back against the boards, below the faceoff dot; Puck is on your side of the ice.
- ☒ b) Somewhere around the bottom of the circle; puck is on the far side of the ice. 
- ☐ c) Very near the net; there is a scramble for a loose puck near the goal or goal crease

The referee can stop using: (At the 6:08 point of "How to Skate Like a Referee" Video in Resources of wpgrefs.com)

Correct

- ☐ The Hockey Stop
- ☐ V-stop Forwards
- ☐ V-Stop Backwards
- ☒ All of the Above 
- ☐ None of the above

What is the best way to limit the effect of coaches trying to sway your penalty standard by saying

Correct

"Mr. Referee, I am concerned that you are not calling..." (See Gamesmanship in resource Section)?

- ☐ Ignore them, forget what the coach said, keep calling the standard.
- ☐ Tell the coach to "shut up."
- ☐ Ask to speak to Captain
- ☐ Listen to the coach, then call everything based on what the coach said.
- ☒ Listen to the coach, store the information for use at a later time (who knows...the coach may have a point), but keep your head on a swivel and focus on calling impact penalties



True or False. The referee stops play to call a penalty and the player who is to receive the penalty stops right beside her. The referee should follow the same procedure for calling a penalty and point at the player. (Perspectives: How to call a penalty)

Correct

- ☐ True. Always use the same procedure so that everyone in the arena knows who is getting a penalty.
- ☒ False. Use your voice and eye contact to communicate the penalty. Pointing could be startling or embarrassing for the player



When you and your partner decide to enter a fight, how should you approach "your player"? (Altercation Management: Breaking up a fight)

Correct

- ☐ a) From Behind, to take advantage of the element of surprise.
- ☐ b) As close to coming from the front as possible, but you will probably come from the side.
- ☒ c) As close to coming from the front as possible, but you will probably come from the side while making sure you speak calmly and assertively.
- ☐ d) Which ever direction, so long as you are quiet



During the process of the handshake line and leaving the ice, what are the officials telling the players at varying points of time? (Perspectives: Handshake Line)

Correct



- ☐ a) random comments about the game.
- ☐ b) directing teams about who goes to off the ice and who waits to go second.
- ☐ c) directing teams about which direction to go at the end of the handshake line.
- ☐ d) All of the above
- ☒ e) b) and c) but minimize a)



What are the two questions a referee asks herself

Correct

**when deciding if a penalty is an impact penalty?
(Game Management and Impact Penalties)**

- ☒ a) Does this penalty set a clear standard for the entire arena of what is and is not allowed? 
- ☐ b) Is this penalty a dangerous play penalty?
- ☐ c) Is this penalty a Game Misconduct, Gross, or Match?
- ☒ d) Can the potentially guilty player learn something from this penalty so that he can avoid this penalty next time? 
- ☐ e) Is this penalty obvious?
- ☐ f) Can I easily explain this to the captain?

The message has been sent from 50.71.249.65 (Canada) at 2020-01-22 09:20:55 on Chrome 79.0.3945.117
Entry ID: 223